

Infinity Water Heaters

Rinnai

Quality is our destiny

Hairdressers



The Versatile Rinnai continuous flow water heaters have proven their ability to meet the needs of all types of domestic, industrial and commercial projects throughout the UK.

- Schools
- Caravan Parks
- Hotel/Motels
- Restaurants
- Hairdressing Salons
- Aged Care Homes
- Laundries
- Factories
- Stables
- Hospitals
- Bakeries
- Dairies

Hotels



Rinnai Continuous Flow Water Heaters provide:

- Endless hot water supply
- Energy efficient systems
- Design flexibility using compact and lightweight water heaters
- Lowest costs
- Remote temperature control for absolute safety
- Ease of installation
- Three years limited warranty



Leisure



Caravan Parks



Rinnai continuous flow Hot Water System

ONLY Rinnai offers you the complete package

- Largest capacities on the market
- Near mains pressure flow
- Complete with one digital controller, but capable of having 4 controllers
- CE and WRAC approved
- Frost protection on all units as standard

Our innovative heat exchanger design allows us to provide you with the largest capacity flow rates, whilst ensuring near mains pressure - you get all the hot water you need, when you need it.

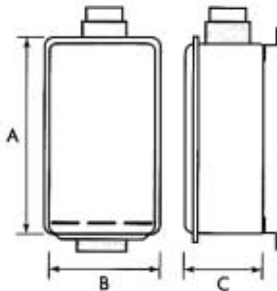
As well as increasing the capacity, the Rinnai Infinity water heater has also reduced the impact on the environment. In fact our market leading design has lower greenhouse emissions due to our new reduced NOx burner technology.

Our investment in the new Rinnai Infinity Continuous Flow Hot Water system has also resulted in the best energy efficiency star ratings in the industry - more savings for you.

Internal & External Models Specifications

Rinnai Infinity 26i internal

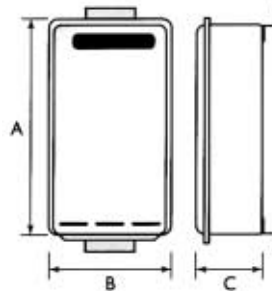
Weight & Dimensions



Installation	Internal wall mounted
Height (A)	600mm
Width (B)	350mm
Depth (C)	224mm
Weight	22kg
Exhaust system	Direct vent forced flue
Temperature range	37°C - 55°C
Ignition method	Direct electronic ignition
Gas consumption	
Natural Gas	4.3kWh low - 54kWh max
Propane	4.3kWh low - 54kWh max
Hot water delivery capacity	19.6L/min raised 33°C
Min operating water flow	2.7L/min
Nominal operating pressure	1.4 - 8.3 bar
Power supply	AC 230 V (50Hz)
Electrical consumption	80W

Rinnai Infinity 24e external

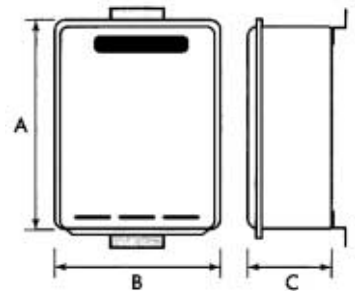
Weight & Dimensions



Installation	External wall mounted
Height (A)	600mm
Width (B)	350mm
Depth (C)	170mm
Weight	18kg
Exhaust system	Forced exhaust
Temperature range	37°C - 55°C
Ignition method	Direct electronic ignition
Gas consumption	
Natural Gas	5.8kWh low - 52kWh max
Propane	5.8kWh low - 52kWh max
Hot water delivery capacity	18L/min raised 33°C
Min operating water flow	2.7L/min
Nominal operating pressure	1.4 - 8.3 bar
Power supply	AC 230 V (50Hz)
Electrical consumption	55W

Rinnai Infinity 32e external

Weight & Dimensions



Installation	External wall mounted
Height (A)	600mm
Width (B)	470mm
Depth (C)	220mm
Weight	29kg
Exhaust system	Forced exhaust
Temperature range	37°C - 55°C
Ignition method	Direct electronic ignition
Gas consumption	
Natural Gas	5.5kWh low - 69kWh max
Propane	5.5kWh low - 69kWh max
Hot water delivery capacity	24L/min raised 33°C
Min operating water flow	2.7L/min
Nominal operating pressure	1.4 - 8.3 bar
Power supply	AC 230 V (50Hz)
Electrical consumption	83W

Rinnai Infinity 26i internal

Compact Continuous Flow Gas Water Heater. Provides safe and reliable hot water at a set temperature. Room sealed for complete safety. Maximum flow rate at 25 degree rise - 26 litres/min.



Rinnai Infinity 24e external

Compact Continuous Flow Gas Water Heater. Designed to be installed externally. Built-in frost protection. Maximum flow rate at 25 degree rise - 24 litres/min.



Rinnai Infinity 32e external

Compact Continuous Flow Gas Water Heater. Similar to the Rinnai Infinity 24e but with a higher output. Maximum flow rate at 25 degree rise - 32 litres/min.



Rinnai

RINNAI UK Limited,

9 Christleton Court, Manor Park, Runcorn WA7 1ST
Tel: +44 (0)1928 531870 Fax: +44 (0)1928 531880
www.rinnaiuk.com