

Widely used in Schools, Community Centres, Conservatories and Churches



Schools



Churches

Three models are available, with more to be announced in the near future.

For full details
on the specifications
of these heaters,
**Please see
overleaf**

Rinnai Fanned Convection powered flue heaters

Rinnai Fanned Convection powered flue heaters were introduced into the UK in 1979 and have earned a well deserved reputation for providing safe controllable heat with maximum efficiency in the use of gas, combined with flexibility of location.

Rinnai 556T, 556FTR & 1004T

Rinnai heaters employ the latest technology, and are the most advanced units on the market today.

The heaters are fitted with a small powered flue, to improve efficiency, and allow flexibility in positioning.

Since their introduction, over 1 million Rinnai heaters have been sold worldwide. Churches throughout UK, have been benefiting for over 25 years from choosing Rinnai, as a safe and reliable source of heat.

The Rinnai 556T and 556 FTR have an output of 5.2kW or 17742Btu/h whilst the larger Rinnai 1004T boasts an impressive output of 10.2kW or 34900 Btu/h



Rinnai 556T



Rinnai 1004T

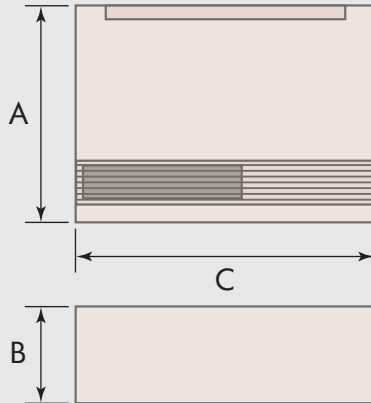
The Rinnai heaters are manufactured in Japan and, as you would expect, have a modern appearance and advanced technology, together with high efficiency and reliability.

- Flame failure protection
- Automatic ignition
- Central or integral time-clocks*
- Remote control*
- Floor standing
- Warm air at floor level
- Integral air filters
- Fully modulating fans and burner
- Flexible flue extension system
- Fan assisted flue
- Low noise levels
- Stainless steel heat exchanger
- Self diagnostic - fuzzy logic

* (556 FTR only)

Rinnai Fanned Convection, powered flue gas heaters - specification

Rinnai 556T/556FTR

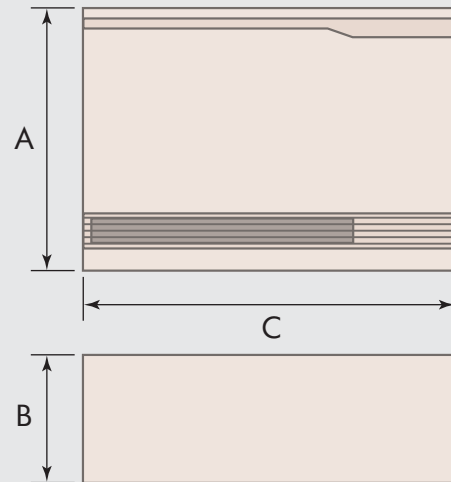


Input	6.4kW/21837 Btu/h
Output	5.2kW/17742 Btu/h
Height (A)	554mm
Depth (B)	250mm
Width (C)	750mm
Standard Flue	240mm - 400mm
Alternative flues to fit walls:	75mm - 1000mm
Flue hole diameter	80mm

Flue extensions are available to allow the 556 heaters to be fitted with a maximum flue length of 4.5 mtrs (3 bends) to reach the outside wall

FTR model incorporates a 24 hour timer and remote control

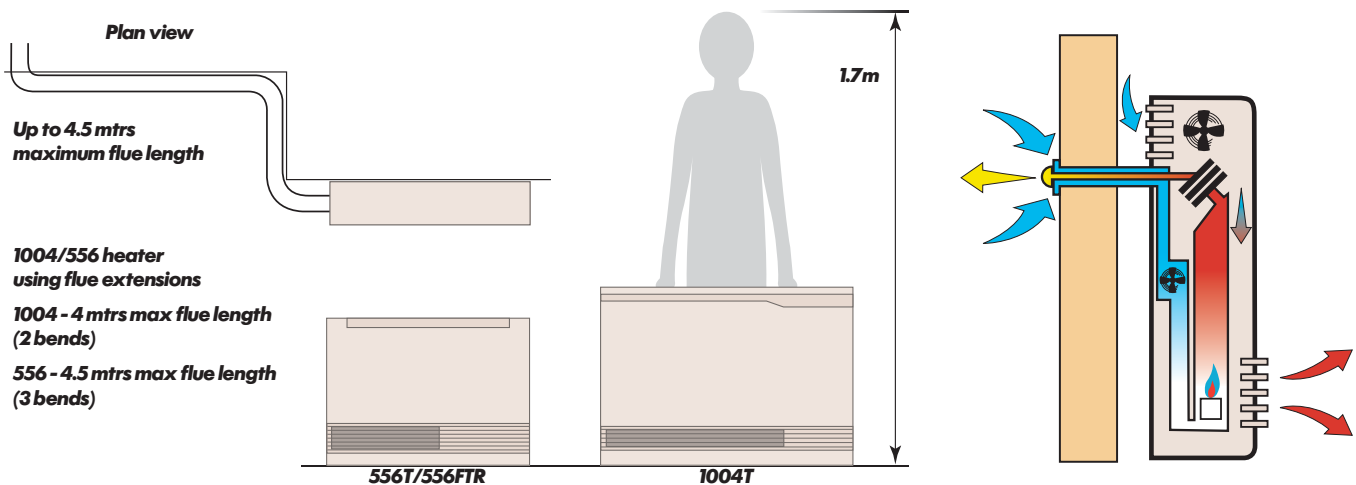
Rinnai 1004T



Input	11.6kW/39780 Btu/h
Output	10.2kW/34900 Btu/h
Height (A)	670mm
Depth (B)	315mm
Width (C)	930mm
Standard Flue	240mm - 400mm
Alternative flues to fit walls:	75mm - 1000mm
Flue hole diameter	80mm

Flue extensions are available to allow the 1004 heaters to be fitted with a maximum flue length of 4 mtrs (2 bends) to reach the outside wall.

Rinnai 556T, 556FTR and 1004T heaters are suitable for central time control




Rinnai UK Limited

9 Christleton Court, Manor Park, Runcorn WA7 1ST

Tel: +44 (0) 1928 531870 Fax: +44 (0) 1928 531880

www.rinnaiuk.com